

Rebecca M. Blank
Under Secretary for Economic Affairs
U.S. Department of Commerce

January 21, 2010
Congressional Breakfast Briefing, sponsored by Women's Policy, Inc

The Impact of the Recession on Women

We've been in the longest and deepest recession post WWII.

But we are emerging: The economy started growing in mid-summer. It usually takes 6 to 8 months after GDP growth begins before employment starts to grow again.

I. Women have been less impacted by the loss of jobs than men

Men's unemployment rate has been higher than women's by an unprecedented amount

WHY?

Differential gender mix of workers across industries. Men are disproportionately in highly-impacted areas of the economy (especially construction and manufacturing.)

II. As a result, women now constitute almost 50% of all workers.

Of course, this means that they are contributing a higher share of income to families as well

Recent Pew report indicates a growing share of wives earn more than their spouse

III. It is increases in women's work that have increased family income over the past decade

Married couples with working wives have seen income gains, even though wages have been more stagnant.

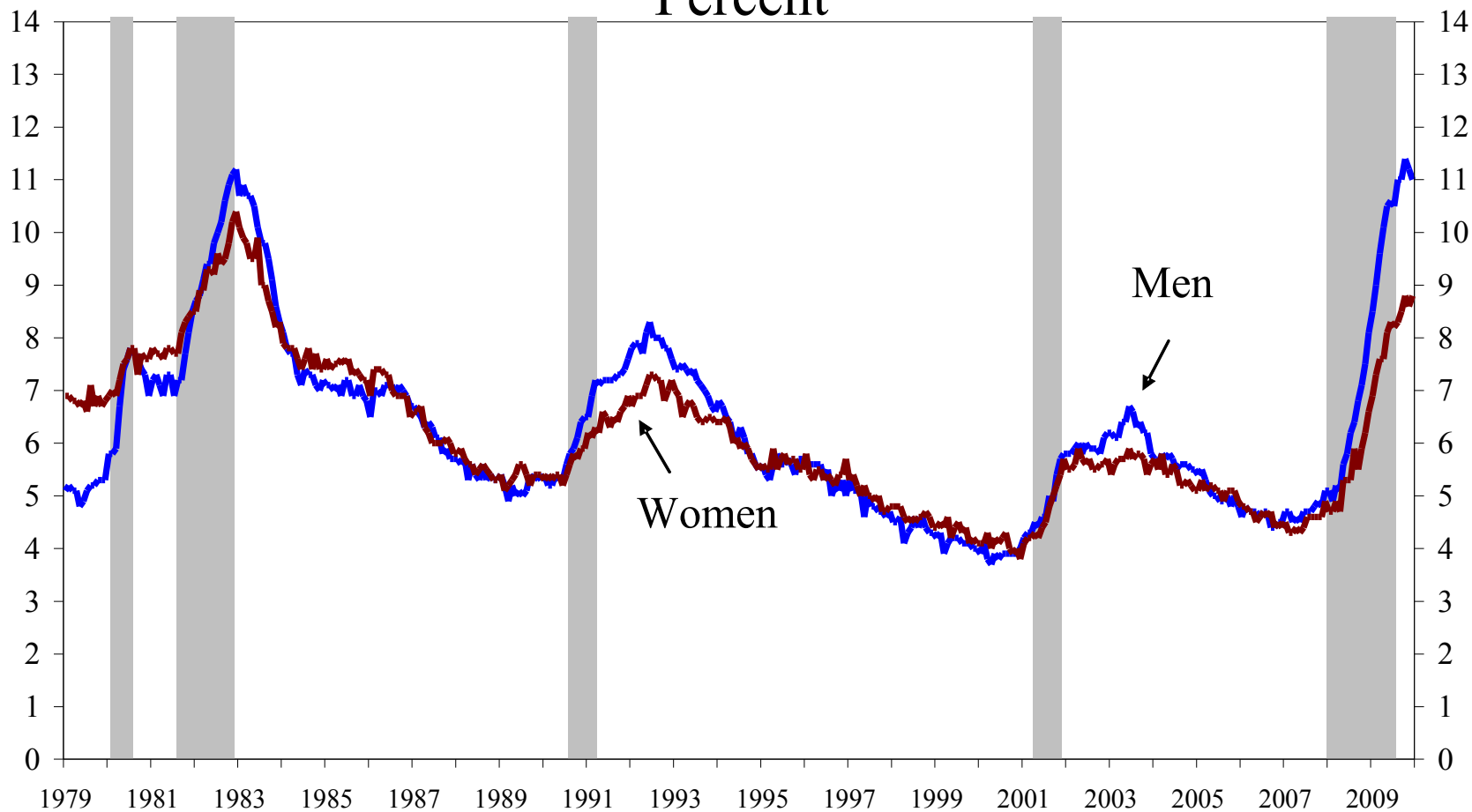
Other family groups show much less income gain.

IV. Recessions have impacts on more than just income and employment.

They can also affect fertility, marriage and divorce, and family living situations

Unemployment Rates by Gender

Percent

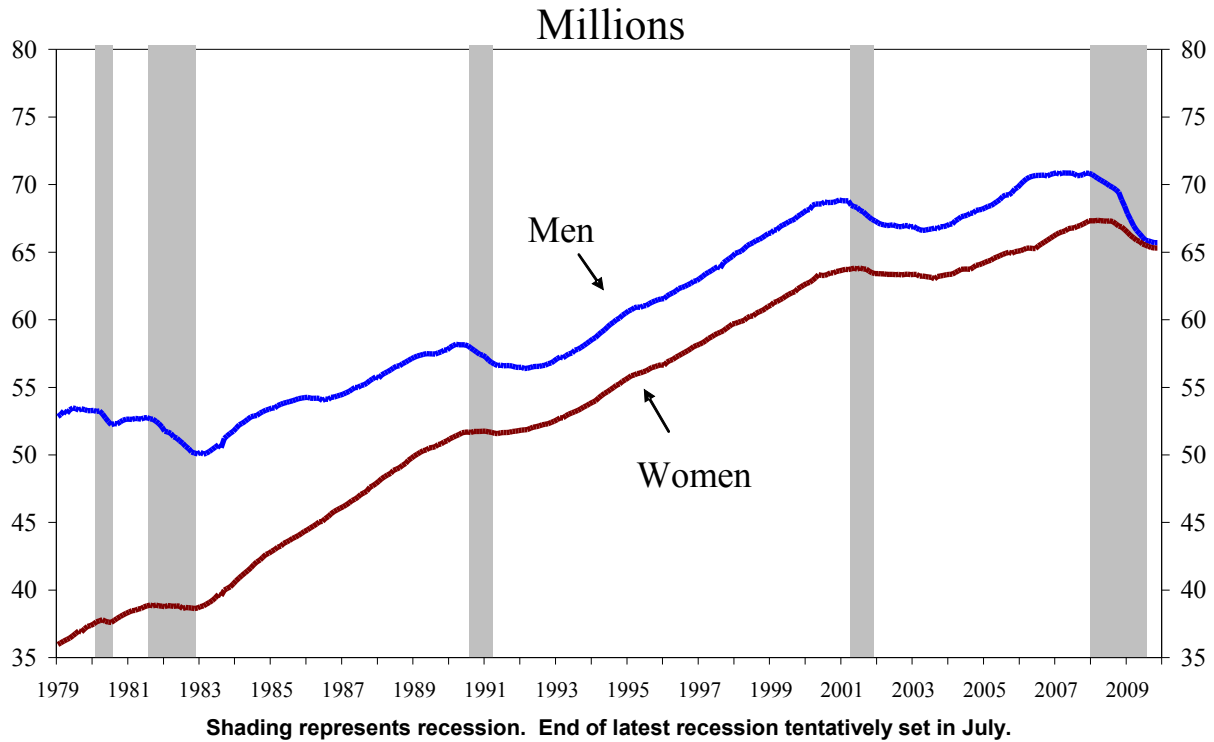


Shading represents recession. End of latest recession tentatively set in July.

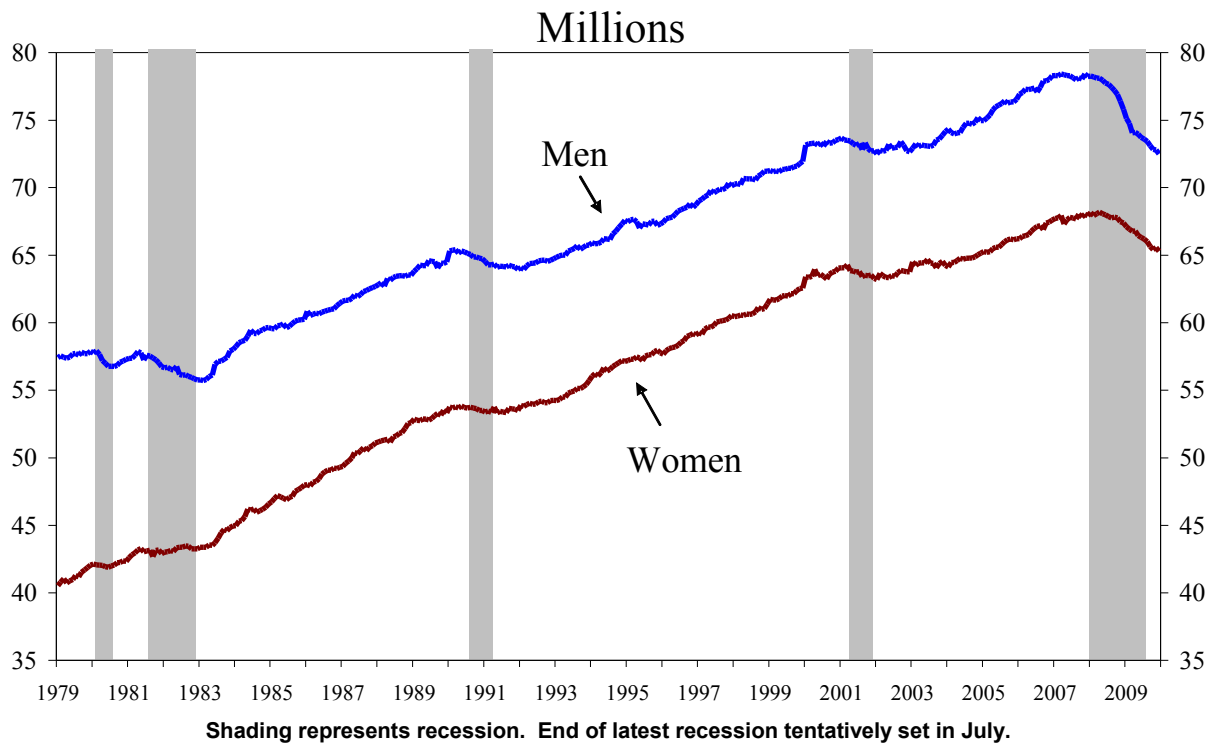
2007 Employment (by Gender) & Employment Changes Over the Recession for Selected Industries

	<u>2007 Employment*</u>		
<u>Selected Industries</u>	Percent of Male <u>Workers</u>	Percent of Female <u>Workers</u>	Percent Change in Employment <u>(Dec 2007 - Dec 2009)</u>
Construction	14.1%	1.7%	-23.3%
Manufacturing	14.5%	7.3%	-16.0%
Trade, Transportation and Utilities	14.7%	14.1%	-7.6%
Professional and business services	11.5%	9.9%	-7.8%
Education and health services	9.7%	33.3%	4.5%
Public administration	4.6%	4.4%	0.6%
*Annual averages calculated from CPS public use files			

Employer-reported Payroll Employment by Gender



Self-reported Civilian Employment by Gender



Median Income

Thousands of 2008 dollars

