



Kinship Care: Challenges and Opportunities

**Sponsored by Women's Policy, Inc.
in cooperation with
(Wonderful Women of the Congressional Women's Caucus)**

**A Community Response
A Second Chance, Inc.**

Dr. Sharon L. McDaniel, Founder and CEO

History of A Second Chance, Inc.



- Founded in 1994 in Pittsburgh, PA
- Started with 9 staff....today approximately 175
- Currently in Pittsburgh and Philadelphia
- Public/Private Partnership with Department of Human Services for children placed in formal care
- 501(c)(3) Public Charitable Organization
- Since our inception, the agency has serviced over 12,000 children

Who are the Children?



- ASCI is active with 1053 children
 - 672 in Pittsburgh and 378 in Philadelphia
- ASCI can provide services to kinship children and youth until they are 21-years old (i.e., 0-21)
- Most of the children and youth come from urban settings
- Most are African American from the East End of Pittsburgh, PA
- Most are between 7-17, however trending back to younger children 0-6
- Most (95%) are level one (i.e., few presenting problems)

ASCI Demographic Data for Pittsburgh, PA (only)



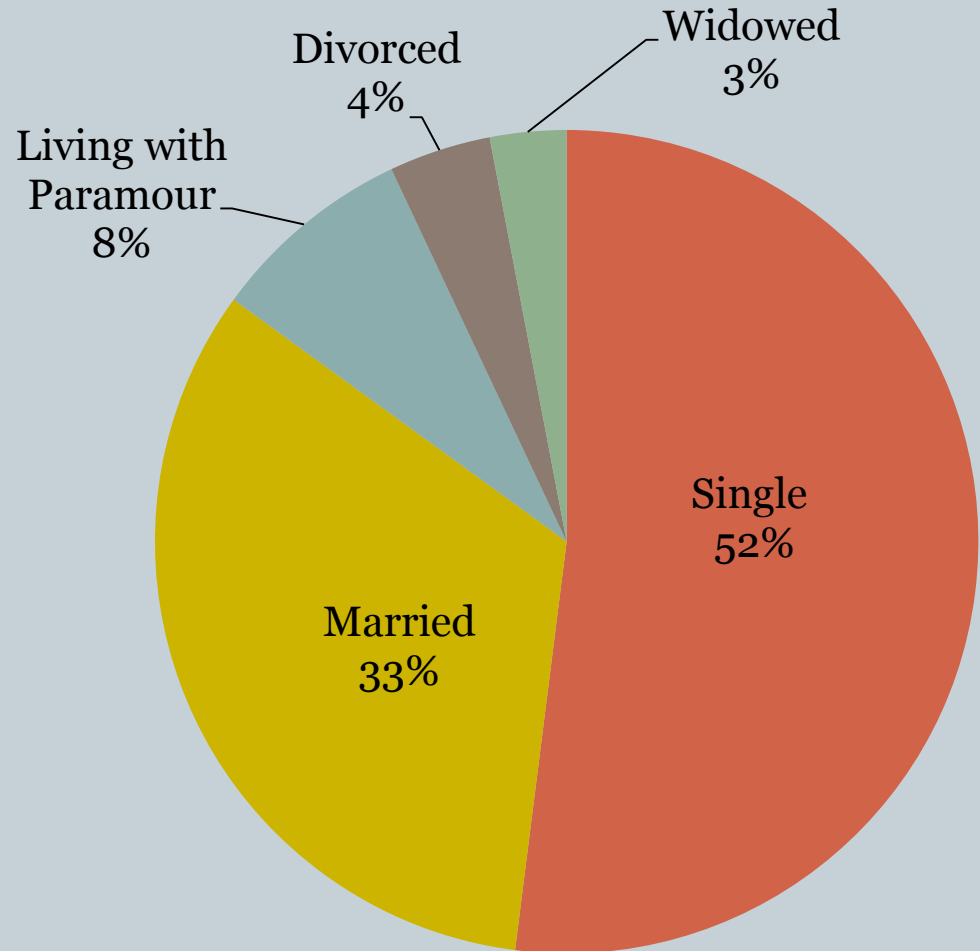
- 672 children are being cared for by female caregivers (91% of total population)
- 326 (48.5%) of these children are residing in single child kinship homes
- 346 (51.5%) are residing in multiple child kinship homes
- The range of multiple kinship homes is 2-5
- 105 are 2 kinship homes
- 30 are 3 kinship homes
- 9 are 4 kinship homes
- 2 are 5 kinship homes

ASCI Outcome Data (Married vs. Divorced vs. Single)



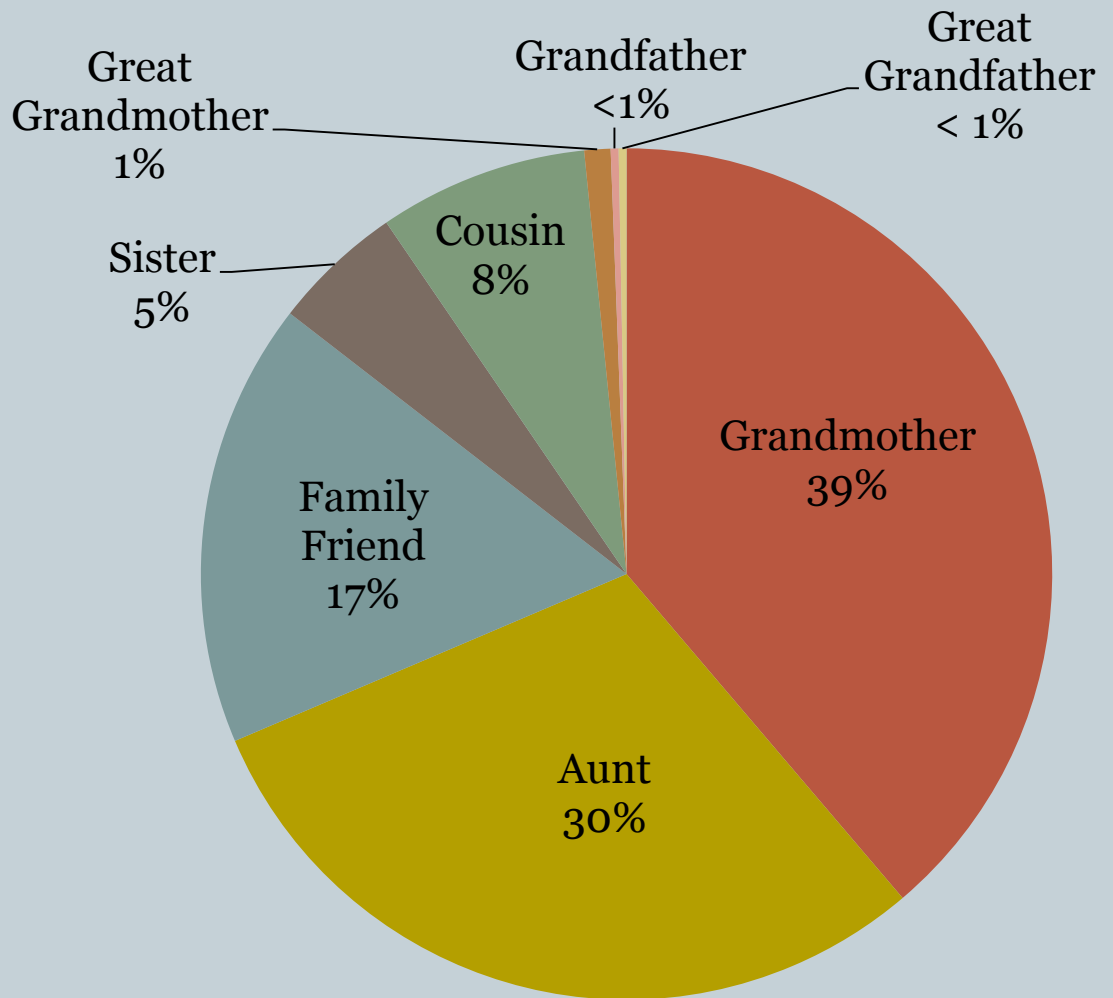
- 91% of ASCI Caregivers are Female:

- 52% are single
- 33% are married
- 8% are living with paramour
- 4% are divorced
- 3% are widowed

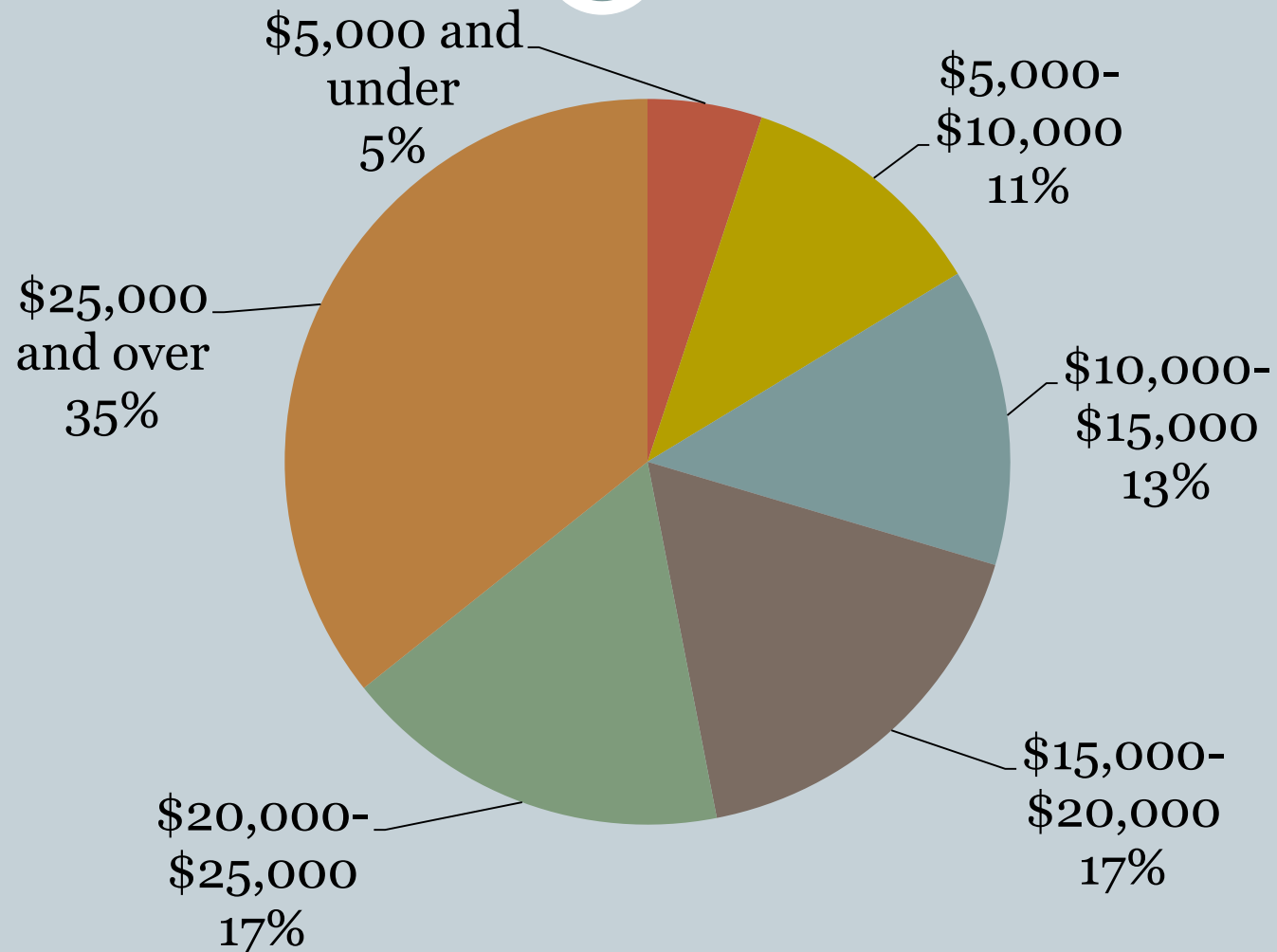


ASCI Outcome Data (Maternal vs. Paternal)

- Overall Maternal Relationships Represent Approximately 70% of all Kinship Caregiver Relationships



ASCI Outcome Data (Average Income)



ASCI Outcome Data (Pittsburgh Demographics)

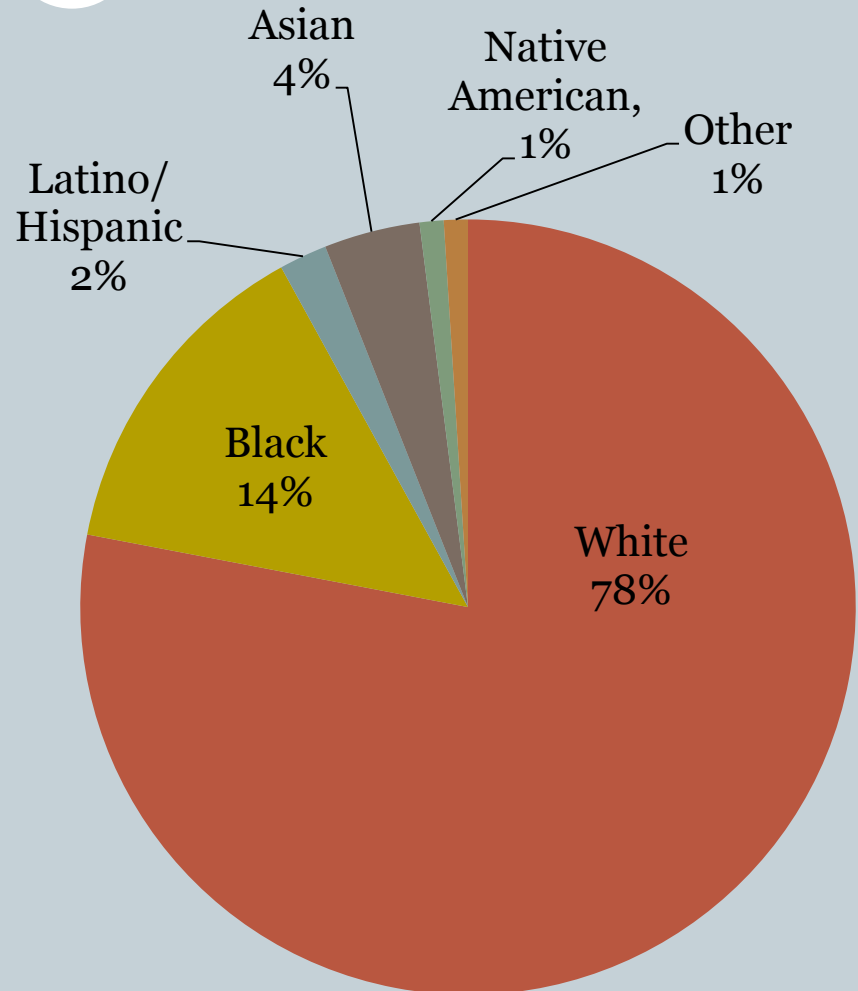
- **687,736 Residents**

- 78% White
- 14% Black
- 2% Latino/Hispanic
- 4% Asian
- 1% Native American
- 1% Other

- **Average Income: \$37,272**

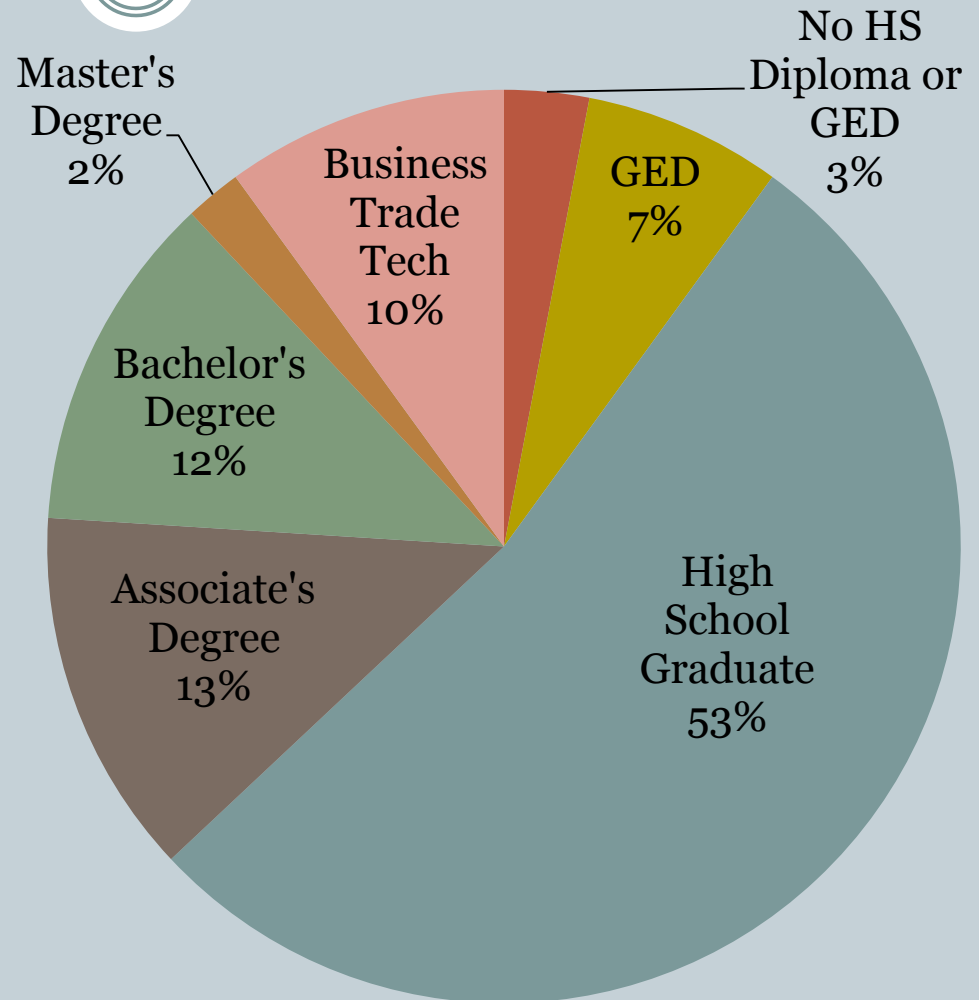
- **Income Range for ASCI Communities:**

- Hill District: \$14,339
- West End/Greentree: \$44,018



ASCI Outcome Data (Educational Levels)

- 53% of Caregivers are High School Graduates
- 13% have an Associate's Degree
- 12% have a Bachelor's Degree
- 10% have completed Business, Trade or Technical Programs
- 2 % have a Master's Degree
- 3 % do not have a HS Diploma or GED



Kinship Care Service Delivery Model



What are the characteristics of a service delivery model for Kinship Care?

- ▶ Family preservation approach
- ▶ Recognizes the significance of the Kinship triad
- ▶ Strengths-based
- ▶ Focuses on safety, permanency, and wellbeing
- ▶ Time limited
- ▶ Recognizes the importance of culture
- ▶ Utilizes the extended family in decision making and planning
- ▶ Provides clear policy direction
- ▶ Provides needed resources to the Kinship triad

Financing Kinship Care



What are states doing to support Kinship Care families?

- TANF
- Foster Care/Medical Assistance
- Adoption Assistance
- Subsidized Guardianships
- Child Support Systems

ASCI Outcome Data (Child Data)



- Serviced well over 12,000 children: 5,700 kinship caregivers and 6,000 birth parents
- 60% of our children reach reunification within the first year of service
- 22% of our children have closed to adoption
- 7% Subsidized Permanent Legal Custodianship
- 4% move on to independent living
- 3% had their caregivers become their legal custodians
- Others have moved to a more restrictive placement setting
- Time to permanency is between 12-17 months
- Data from January 2007: Total of 11 investigations of 3566 placements, 3 cases of re-abuse

ASCI Outcome Data (Child Data Cont)



- 11% of the children on the current caseload have IEPs
- 95% of the children remained in their same school after placement with kin
- 95% placed as a sibling group
- We are currently tracking employment and housing stability once the youth leaves our care

Recommendations



- The needs of children and families must be met irrespective of the type of arrangement that is made for the care of children.
- Supports and services must be made available to preserve and strengthen kinship families through public/private partnerships in communities.
- Flexible federal financing (i.e., continued support of waivers, a comprehensive examination of foster care financing, and preservation of “child only” TANF support to kinship caregivers.
- Agencies and programs must develop integrated policies, practices and procedures that respond to kinship families in a culturally appropriate manner.
- Kinship care families who assume permanent responsibility for their relative children must have access to a range of post permanency services and supports.
- More supportive services to female caregivers (flexible work hours, child care support, counseling services, respite, etc.)